

Zurich Risk Room

Helping companies with international operations cut through the complexity of ever-changing risk environment and reach their full potential in making better informed risk management and strategic decisions.





Zurich's proprietary country risk assessment tool

Step change in data coverage, usability and customization, including quantitative and qualitative analyses

Since 2007, the Zurich Risk Room helps international organizations to assess and visualize economic, societal, technological, environmental and geopolitical risks, at country-level and now also and industry-level.



Cut through the complexity of ever-changing risk environments and make better-informed risk management and strategic decisions with the Zurich Risk Room.



The Zurich Risk Room is a powerful risk assessment tool that helps you cut through the complexity of ever-changing risk environments, through a multi-dimensional analysis of global risks broken down by continent, region, country and industry.

Benefits for you



References more than 170 countries and over **700** global risks.



Contains country- and **industry-level** data to assess economic, societal, technological, environmental and geopolitical risks.



Generates a series of dynamic 'at a glance' visuals, which enable intuitive analyses of risks across various sources and territories.



Includes **qualitative analysis** monitoring the coverage of global risks in the news.



Data is updated on a quarterly basis, allowing for historical trend analyses of risks. The data set goes back eight years and includes three years of **economic forecasts**.



Provides valuable risk insights, which senior management, C-suite and Board members of international organizations need to consider as part of their strategic decision making.

To find out more click here >

5 global risk areas

16+ data sources



Economic

Industries, Business regulation, Workforce, Taxes, Inflation



Environmental

Climate action, Natural hazards, Natural resources, Renewable energy



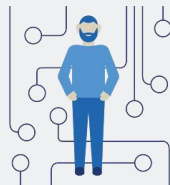
Geopolitical

Armed conflicts, Human rights, Political violence and civil unrest, International integration



Societal

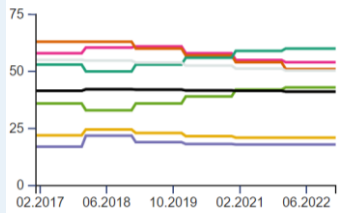
Inequality, Freedom of press, Population and demography, Corruption and bribery



Technological

Cyber, Digital development, ICT infrastructure

A wide range of customization and visualization options available to you



Risk development

News attention (yoY change %)	Armed conflicts	Human rights
Algeria	+ 8%	+ 17%
France	+ 14%	+ 20%
Kazakhstan	+ 10%	+ 14%
Libya	+ 2%	+ 10%
Serbia	+ 40%	0%
United States	+ 13%	+ 13%

News attention monitor

Import your own data into the Zurich Risk Room. You can import risk, metric and geographies data, and define how your data become visible to you in the Zurich Risk Room.

My risks and metrics

My risk groups

My geographies

Add

Own data import

Export data from the Zurich Risk Room. You can either export the application data or the underlying raw data for your selected countries and risks.

Use App Data

Use Original Data

Include Imputed Data

Risk scores

Risk group scores

Axis scores

Overall ZRR score

Weight

Current selections

Risks on the X-axis

Corruption and bribery: Corruption

Business regulation: Sound business environment

Digital development: Digital development

Regulatory quality: Regulatory quality

Risks on the Y-axis

Inequality: Gender inequality

Human capital: Brain drain, High levels of human capital

Human rights: Human rights

Workforce: Working age population

Cancel Export data

Reporting

Set X-axis weight (0-10) Y-axis

Set risk weight (0-10)

ENVIRONMENTAL

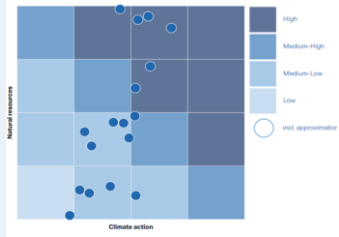
- Natural hazards Set risk weight (0-10)
- Tropical cyclone risk Set risk weight (0-10)
- Earthquake risk Set risk weight (0-10)
- Flood risk Set risk weight (0-10)
- Hurricane risk Set risk weight (0-10)
- Epidemic Risk Set risk weight (0-10)

Cancel Apply

Risk weights

Country	ZRR rank	Current ZRR score		2-year score and trend forecast	
		Jan 2023	2025	Trend	
France	1	8.5	8.2	↓	-0.2
United States	2	29.5	29.7	↑	0.1
Serbia	3	72.7	71.6	↓	-1.2
Kazakhstan	4	77.7	75.2	↓	-2.5
Libya	5	81.5	79.1	↓	-2.4
Algeria	6	84.2	84.5	↑	0.2

Risk ranking table



Risk matrix

Select point in time of interest: July 2024

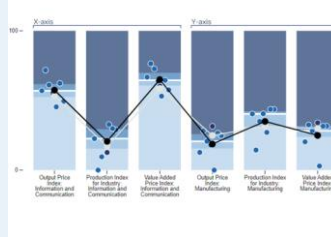
Select time period of interest

from: January 2015

to: December 2025

Timeline: 2015 2017 2019 2021 2023 2025

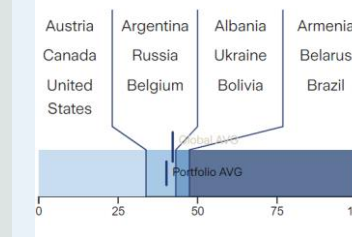
Economic forecasts



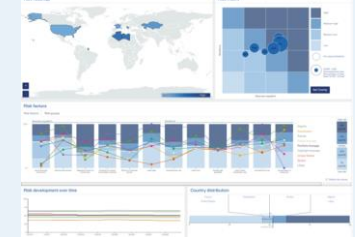
Industry insights



Risk heatmap



Country distribution



Interactive visualizations

Find out more about the Zurich Risk Room [here.](#)

This document has been prepared by Zurich Insurance Company Ltd and the opinions expressed therein are those of Zurich Insurance Company Ltd as of the date of the release and are subject to change without notice. This document has been produced solely for informational purposes. All information contained in this document has been compiled and obtained from sources believed to be reliable and credible but no representation or warranty, express or implied, is made by Zurich Insurance Company Ltd or any of its subsidiaries as to their accuracy or completeness. This document is not intended to be legal, underwriting, financial, investment or any other type of professional advice. Zurich Insurance Company Ltd disclaims any and all liability whatsoever resulting from the use of or reliance upon this document. Certain statements in this document are forward-looking statements, including, but not limited to, statements that are predictions of or indicate future events, trends, plans, developments or objectives. Undue reliance should not be placed on such statements because, by their nature, they are subject to known and unknown risks and uncertainties and can be affected by numerous unforeseeable factors. The subject matter of this document is also not tied to any specific insurance product nor will it ensure coverage under any insurance policy. This document may not be distributed or reproduced either in whole, or in part, without prior written permission of Zurich Insurance Company Ltd, Mythenquai 2, 8002 Zurich, Switzerland. Neither Zurich Insurance Company Ltd nor any of its subsidiaries accept liability for any loss arising from the use or distribution of this document. This document does not constitute an offer or an invitation for the sale or purchase of securities in any jurisdiction.

